

FİYAT LİSTESİ


 **LED RAM®** LIGHTING
Made in TURKIYE

2024-1
PRICE LIST




MX LED ETANJ

Sayfa 6
Page



CXX - LED SLIM PANEL

Sayfa 7
Page



CXX - BACKLIGHT 60x60 LED PANEL

Sayfa 7
Page

YÜKSEK PERFORMANS DÜŞÜK ENERJİ
High Performance Low Energy



ECO FLOOD LIGHT PROJECTOR

Sayfa 8
Page



GT SERISI LED PROJECTOR

Sayfa 9-10-11
Page



Kullanım Alanları / Application Areas

- Profesyonel Uygulamalar - Professional Lights
- Endüstri ve Sanayi Uygulamaları - Industrial Lights
- Caddeler ve Sokaklar - Street Lights
- Şehir Aydınlatmaları - City Lights
- Park ve Alan Aydınlatmaları - Park and Area Lights
- Kapalı ve Açık Garajlar - Garage Lights
- Deniz Yolu ve Marin Sanayii - Marine Operations
- Sabit ve Mobil İş Makineleri - Earthworks Operations
- Sabit ve Mobil Askeri Uygulamalar - Fixed and Mobile Military Applications
- Madencilik sektörü Aydınlatma - Mining industry Lighting
- Metro ve Hava Alanları - Metro - Airport Area
- Spor Kompleksi Aydınlatma - Sports Complex Lighting
- Stadyum Aydınlatma - Stadium Lighting
- Tünel Aydınlatma - Tunnel Lighting
- Aydınlatma Kuleleri - Lighting Towers
- Depo Aydınlatma - Warehouse Lighting
- Fabrika Aydınlatma - Factory Lighting



GROUP OF COMPANIES
ALKANLAR A.Ş.
Since 1973

LED Aydınlatma | LED Lighting | LED-Beleuchtung | Светодиодное освещение





LED RAM®

Made in TÜRKİYE



- Geleneksel yüksek tavan armatürlerinin yerine geçer.
- %60'a varan enerji tasarrufu
- 150 lm/W'a varan yüksek aydınlatma verimliliği
- Optimize edilmiş boyut ve ağırlıkla sıra dışı LEDRAM tasarımı
- Farklı montaj yükseklikleri için farklı ışık akışı ve ışık açıları mevcuttur.
- Aksesuarlar opsiyoneldir.
- Antrepo, endüstri, lojistik merkezleri gibi yüksek tavanlı mekanların genel aydınlatması için uygundur.

- Traditional high ceiling replaces fixtures.
- Energy savings of up to 60% as high as 150 lm/W lighting efficiency
- Optimized size and predominantly unusual LEDRAM design
- Different for different mounting heights luminous flux and light angles are available.
- Accessories are optional.
- Warehouse, industry, logistics centers high ceiling areas such as general suitable for lighting.



HIGHBAY Series - Lens


Direct[®] AC
On Board Driver

Model No	Power @230VAC	Angle	Color Kelvin	Luminous Flux (LED)	Dimensions (WxLxH) mm	Weight Kg.	Box Qty./Pcs.	Price USD
TITAN HIGHBAY-1000 LNS	100W	60°-90°	3000K-4000K-6500K	13000 Lm	Ø350xH100	3,00	1	\$142,50
TITAN HIGHBAY-1500 LNS	150W	60°-90°	3000K-4000K-6500K	18000 Lm	Ø350xH100	3,00	1	\$150,00
TITAN HIGHBAY-1750 LNS	175W	60°-90°	3000K-4000K-6500K	19250 Lm	Ø350xH100	3,00	1	\$160,00



NICHIA CREE SAMSUNG LUMILEDS LED

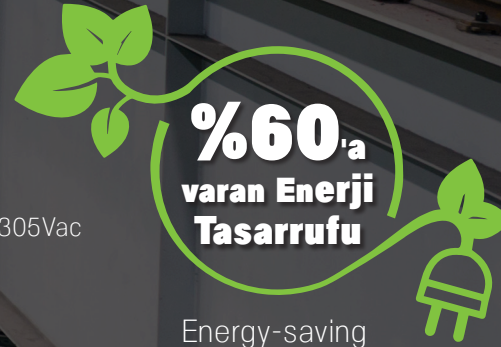
Optional Led / Opsiyonel Led



TITAN HIGHBAY

- Driver seçenekleri
- Evrensel giriş voltajı / Tam aralık: 90~305Vac
- Sabit veya DALI dim edilebilir
- 3-in-1 0~10Vdc
- On-Of zamanlayıcı karartma
- Opsiyonel montaj aparatları

- Driver options
- Universal input voltage / Full range: 90~305Vac
- Fixed or DALI dimmable
- 3-in-1 0 ~ 10Vdc
- On-Of timer dimming
- Optional mounting apparatus



%60'a
varan Enerji
Tasarrufu

Energy-saving

HIGHBAY Series - Lens & Driver

Model No	Power @230VAC	Angle	Color Kelvin	Luminous Flux (LED)	Dimensions (WxLxH) mm	Weight Kg.	Box Qty./Pcs.	Price USD
TITAN HIGHBAY-500 LNSDRV	50W	60°-90°-120°	3000K-4000K-6500K	8000 Lm	Ø215xH66	1,70	1	\$115,00
TITAN HIGHBAY-700 LNSDRV	70W	60°-90°-120°	3000K-4000K-6500K	10150 Lm	Ø215xH66	1,70	1	\$125,00
TITAN HIGHBAY-900 LNSDRV	90W	60°-90°-120°	3000K-4000K-6500K	12150 Lm	Ø215xH66	1,70	1	\$135,00
TITAN HIGHBAY-1000 LNSDRV	100W	60°-90°	3000K-4000K-6500K	16000 Lm	Ø350xH150	3,50	1	\$215,00
TITAN HIGHBAY-1500 LNSDRV	150W	60°-90°	3000K-4000K-6500K	22500 Lm	Ø350xH150	3,50	1	\$225,00
TITAN HIGHBAY-1750 LNSDRV	175W	60°-90°	3000K-4000K-6500K	24500 Lm	Ø350xH150	3,50	1	\$255,00
TITAN HIGHBAY-2000 LNSDRV	200W	60°-90°	3000K-4000K-6500K	27000 Lm	Ø350xH150	3,50	1	\$270,00



LEDiL Optics Lens

PHILIPS

MOSO

MW
MEAN WELL



Optional Driver / Opsiyonel Sürücü

YERLİ ÜRETİM

NEW



MX Series Etanj

Direct AC
On Board Driver

Model No	Power @230VAC	Angle	Color Kelvin	Luminous Flux (LED)	Dimensions (WxLxH) mm	Weight Kg.	Box Qty./Pcs.	Price USD
MX-600	18W	180°	3000K-4000K-6500K	1620Lm	50x565x70	0,60	16	\$16,50
MX-1200	36W	180°	3000K-4000K-6500K	3240 Lm	50x1160x70	1,20	16	\$28,50
MX-600 Color	18W	180°	Amber Red Green Blue	1260 Lm	50x565x70	0,60	16	\$21,00
MX-1200 Color	36W	180°	Amber Red Green Blue	2520 Lm	50x1160x70	1,20	16	\$32,50
MX-600 DC 24V +/-	18W	180°	3000K-4000K-6500K	1620 Lm	50x565x70	0,60	16	\$20,00
MX-1200 DC 24V +/-	36W	180°	3000K-4000K-6500K	3240 Lm	50x1160x70	1,20	16	\$30,00
MX-600 110V AC	18W	180°	3000K-4000K-6500K	1620 Lm	50x565x70	0,60	16	\$20,00
MX-1200 110V AC	36W	180°	3000K-4000K-6500K	3240 Lm	50x1160x70	1,20	16	\$30,00

IP65 IK 06 -40°C Min +45°C Max

NEW




MX Series Etanj

Driver

Model No	Power @230VAC	Angle	Color Kelvin	Luminous Flux (LED)	Dimensions (WxLxH) mm	Weight Kg.	Box Qty./Pcs.	Price USD
MX-PRO600DRV	21W	180°	3000K-4000K-6500K	2520Lm	50x600x70	0,85	12	\$23,50
MX-PRO1200DRV	42W	180°	3000K-4000K-6500K	5040 Lm	50x1200x70	1,40	12	\$35,00
MX-PRO600DRV-A Acil Kiti	21W	180°	3000K-4000K-6500K	2520 Lm	50x600x70	0,85	12	\$58,50
MX-PRO1200DRV-A Acil Kiti	42W	180°	3000K-4000K-6500K	5040 Lm	50x1200x70	1,40	12	\$72,50

IP65 IK 09 -40°C Min +45°C Max

Flicker Free Driver



MK Series Etanj

Direct AC
On Board Driver

Model No	Power @230VAC	Angle	Color Kelvin	Luminous Flux (LED)	Dimensions (WxLxH) mm	Weight Kg.	Box Qty./Pcs.	Price USD
MK-300-15	15W	180°	3000K-4000K-6500K	1350 Lm	70x300x85	0,45	12	\$15,00
MK-600-20	20W	180°	3000K-4000K-6500K	1800 Lm	70x580x85	1,00	12	\$26,00
MK-600-30	30W	180°	3000K-4000K-6500K	2700 Lm	70x580x85	1,00	12	\$30,00
MK-1200-40	40W	180°	3000K-4000K-6500K	3600 Lm	70x1180x85	1,75	12	\$41,00
MK-1200-80	80W	180°	3000K-4000K-6500K	7200 Lm	70x1180x85	2,50	12	\$70,00
MK-600-DC 24V +/-	20W	180°	3000K-4000K-6500K	1800 Lm	70x580x85	1,00	12	\$30,00
MK-1200-DC 24V +/-	40W	180°	3000K-4000K-6500K	3600 Lm	70x1180x85	1,75	12	\$45,00
MK-600-AC220 - DC 24V +/-	20W	180°	3000K-4000K-6500K	1800 Lm	70x580x85	1,00	12	\$50,00
MK-1200-AC220 - DC 24V +/-	40W	180°	3000K-4000K-6500K	3600 Lm	70x1180x85	1,75	12	\$80,00
MK-600-110V AC	20W	180°	3000K-4000K-6500K	1800 Lm	70x580x85	1,00	12	\$30,00
MK-1200-110V AC	40W	180°	3000K-4000K-6500K	3600 Lm	70x1180x85	1,75	12	\$45,00
MK-600A Acil Kiti	20W	180°	3000K-4000K-6500K	3600 Lm	70x580x85	1,25	12	\$82,50
MK-1200A Acil Kiti	40W	180°	3000K-4000K-6500K	7200 Lm	70x1180x85	2,00	12	\$105,00

IP65 IK 06 -40°C Min +45°C Max



ECO Series Bant Armatür

Direct AC
On Board Driver

Model No	Power @230VAC	Angle	Color Kelvin	Luminous Flux (LED)	Dimensions (WxLxH) mm	Weight Kg.	Box Qty./Pcs.	Price USD
ECO - 600	18W	180°	3000K-4000K-6500K	1440 Lm	70x600x25	0,15	12	\$9,50
ECO - 1200	36W	180°	3000K-4000K-6500K	2880 Lm	70x1200x25	0,30	12	\$13,50

IP20 IK 06 -40°C Min +45°C Max

NEW



Yeni Nesil Bant Armatür

Driver

Model No	Power @230VAC	Angle	Color Kelvin	Luminous Flux (LED)	Dimensions (WxLxH) mm	Weight Kg.	Box Qty./Pcs.	Price USD
ECO - 1200 DRV - 2 Kademeli	36W	180°	3000K-4000K-6500K	2880 Lm	70x1200x70	1,15	30	\$13,00
ECO - 1200 DRV - 2 Kademeli	72W	180°	3000K-4000K-6500K	5760 Lm	70x1200x70	1,15	30	\$14,00

IP20 IK 06 -40°C Min +45°C Max

Flicker Free Driver



NEW



60x60 PANEL Backlight

Driver

Model No	Power @230VAC	Angle	Color Kelvin	Luminous Flux (LED)	Dimensions (WxLxH) mm	Weight Kg.	Box Qty./Pcs.	Price USD
CXX-48 BACKLIGHT	48W	120°	3000K-4000K-6500K	4320Lm	595x595x30	1,20	10	\$18,00

IP20 IK 06 CE CRI 80 lm/w 90 25000 PF 0,55 2 years Warranty -20°C Min +40°C Max

NEW



SLIM DOWNLIGHT

Driver

Model No	Power @230VAC	Angle	Color Kelvin	Luminous Flux (LED)	Dimensions (WxLxH) mm	Weight Kg.	Box Qty./Pcs.	Price USD
CXX-3 S.A.Y	3W	150°	3000K-4000K-6500K	270Lm	Ø85x15	0,055	40	\$2,75
CXX-6 S.A.Y	6W	150°	3000K-4000K-6500K	540Lm	Ø120x15	0,100	40	\$3,50
CXX-15 S.A.Y	15W	150°	3000K-4000K-6500K	1350Lm	Ø190x15	0,155	20	\$5,50
CXX-18 S.A.Y	18W	150°	3000K-4000K-6500K	1620Lm	Ø220x15	0,185	20	\$5,75
CXX-18 S.Ü.Y	18W	150°	3000K-4000K-6500K	1620Lm	Ø220x15	0,225	30	\$7,50
CXX-24 S.Ü.Y	24W	150°	3000K-4000K-6500K	2160Lm	Ø288x23	0,370	20	\$10,50
CXX-18 S.Ü.K	18W	150°	3000K-4000K-6500K	1620Lm	210x210x23	0,265	30	\$8,25
CXX-24 S.Ü.K	24W	150°	3000K-4000K-6500K	2160Lm	283x283x23	0,445	20	\$12,50

IP20 IK 06 CE CRI 80 lm/w 90 25000 PF 0,55 2 years Warranty -20°C Min +40°C Max



MAX-5000

Direct AC On Board Driver

Model No	Power @230VAC	Angle	Color Kelvin	Luminous Flux (LED)	Dimensions (WxLxH) mm	Weight Kg.	Box Qty./Pcs.	Price USD
MAX-5000-30	30w	120°	3000K-4000K-6500K	3300 Lm	95x170x400	1,35	6	\$50,00
MAX-5000-50	50w	120°	3000K-4000K-6500K	5500 Lm	95x170x400	1,35	6	\$52,50
MAX-5000-70	70w	120°	3000K-4000K-6500K	7700 Lm	95x170x400	1,35	6	\$60,00
MAX-5000-100	100w	120°	3000K-4000K-6500K	11000 Lm	95x170x400	1,35	6	\$62,50
MAX-Konsol Boru					Ø60x250	0,70	1	\$16,00

IP66 IK 09 CE CRI 80 lm/w 110 50000 PF 0,95 2 years Warranty -40°C Min +45°C Max



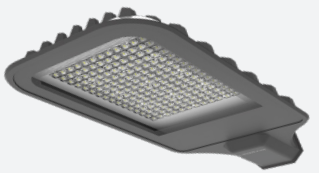
MAX-5000 Lens

Direct AC On Board Driver

Model No	Power @230VAC	Angle	Color Kelvin	Luminous Flux (LED)	Dimensions (WxLxH) mm	Weight Kg.	Box Qty./Pcs.	Price USD
MAX-5000-70 LNS	70w	70°x150°	3000K-4000K-6500K	8050 Lm	95x170x400	1,40	6	\$65,00
MAX-5000-100 LNS	100w	70°x150°	3000K-4000K-6500K	11500 Lm	95x170x400	1,40	6	\$67,50

IP66 IK 09 CE CRI 80 lm/w 115 50000 PF 0,95 2 years Warranty -40°C Min +45°C Max

LEDiL Optics Lens



MAX-7000 Lens

Direct AC On Board Driver

Model No	Power @230VAC	Angle	Color Kelvin	Luminous Flux (LED)	Dimensions (WxLxH) mm	Weight Kg.	Box Qty./Pcs.	Price USD
MAX-7000-150 LNS	150w	70°x150°	3000K-4000K-6500K	17250 Lm	95x240x500	3,25	3	\$127,50
MAX-7000-200 LNS	200w	70°x150°	3000K-4000K-6500K	23000 Lm	95x240x500	3,25	3	\$135,00

IP66 IK 09 CE CRI 80 lm/w 115 50000 PF 0,95 2 years Warranty -40°C Min +45°C Max

LEDiL Optics Lens



MAX-7000 Lens & Driver

Model No	Power @230VAC	Angle	Color Kelvin	Luminous Flux (LED)	Dimensions (WxLxH) mm	Weight Kg.	Box Qty./Pcs.	Price USD
MAX-7000-100 LNSDRV	100w	70°x150°	3000K-4000K-6500K	13000 Lm	95x240x500	4,50	3	\$185,00
MAX-7000-150 LNSDRV	150w	70°x150°	3000K-4000K-6500K	19500 Lm	95x240x500	4,50	3	\$195,00
MAX-7000-200 LNSDRV	200w	70°x150°	3000K-4000K-6500K	26000 Lm	95x240x500	4,50	3	\$215,00

IP66 IK 09 CE CRI 80 lm/w 130 60000 PF 0,99 2 years Warranty -40°C Min +45°C Max

LEDiL Optics Lens

Sürücü Özellikleri - Driver Features

Evrensel giriş voltajı / Tam aralık: 90-305Vac; - Universal input voltage / Full range: 90-305Vac

3'ü 1 arada kısılabilir: 0-10Vdc, PWM, Zamanlayıcı karartma. -kapatmak; - 3-in-1 dimmable: 0-10Vdc, PWM, Timer dimming. Dim-off;

Aşırı gerilim koruması: 5KV hat hattı, 10KV hat toprak; - Surge protection: 5KV line-line, 10KV line-earth;

Ø 40/60mm

NEW



Eco Flood Light Series

Direct AC
On Board Driver

Model No	Power @230VAC	Angle	Color Kelvin	Luminous Flux (LED)	Dimensions (WxLxH) mm	Weight Kg.	Box Qty./Pcs.	Price USD
GR-50 Eco Flood Light	50W	120°	3000K-4000K-6500K	4250 Lm	28x215x160	0,40	20	\$15,00
GR-100 Eco Flood Light	100W	120°	3000K-4000K-6500K	8500 Lm	33x280x200	0,75	10	\$27,00
GR-150 Eco Flood Light	150W	120°	3000K-4000K-6500K	12750 Lm	33x380x280	1,10	10	\$37,00
GR-200 Eco Flood Light	200W	120°	3000K-4000K-6500K	17000 Lm	33x445x335	1,80	5	\$51,00

IP66 IK 09 CE CRI 80 lm/w 85 25000 PF 0,95 2 years Warranty -20°C Min +35°C Max



GX Series

Direct AC
On Board Driver

Model No	Power @230VAC	Angle	Color Kelvin	Luminous Flux (LED)	Dimensions (WxLxH) mm	Weight Kg.	Box Qty./Pcs.	Price USD
GX-30	30W	120°	3000K-4000K-6500K	3300 Lm	30x90x150	0,65	6	\$25,50
GX-50	50W	120°	3000K-4000K-6500K	5500 Lm	30x90x150	0,65	6	\$27,50
GX-70	70W	120°	3000K-4000K-6500K	7700 Lm	30x160x240	1,50	6	\$50,00
GX-100	100W	120°	3000K-4000K-6500K	11000 Lm	30x160x240	1,50	6	\$52,50
GX-120	120W	120°	3000K-4000K-6500K	13200 Lm	30x160x240	1,50	6	\$55,00

IP66 IK 09 CE CRI 80 lm/w 110 35000 PF 0,95 2 years Warranty -30°C Min +35°C Max



GM Series

Direct AC
On Board Driver

Model No	Power @230VAC	Angle	Color Kelvin	Luminous Flux (LED)	Dimensions (WxLxH) mm	Weight Kg.	Box Qty./Pcs.	Price USD
GM-30	30W	120°	3000K-4000K-6500K	3300 Lm	65x190x120	2,00	6	\$37,50
GM-50	50W	120°	3000K-4000K-6500K	5500 Lm	65x190x120	2,00	6	\$40,00
GM-70	70W	120°	3000K-4000K-6500K	7700 Lm	65x250x180	3,00	6	\$62,50
GM-100	100W	120°	3000K-4000K-6500K	11000 Lm	65x250x180	3,00	6	\$67,50
GM-150	150W	120°	3000K-4000K-6500K	16500 Lm	65x410x210	4,50	3	\$130,00
GM-200	200W	120°	3000K-4000K-6500K	22000 Lm	65x410x210	4,50	3	\$140,00
GM-250	250W	120°	3000K-4000K-6500K	27500 Lm	65x410x210	4,50	3	\$150,00
GM-30 110V AC	30W	120°	3000K-4000K-6500K	3300 Lm	65x190x120	2,00	6	\$50,00
GM-50 110V AC	50W	120°	3000K-4000K-6500K	5500 Lm	65x190x120	2,00	6	\$60,00
GM-70 110V AC	70W	120°	3000K-4000K-6500K	7700 Lm	65x250x180	3,00	6	\$70,00
GM-100 110V AC	100W	120°	3000K-4000K-6500K	11000 Lm	65x250x180	3,00	6	\$80,00
GM-150 110V AC	150W	120°	3000K-4000K-6500K	16500 Lm	65x410x210	4,50	3	\$140,00
GM-200 110V AC	200W	120°	3000K-4000K-6500K	22000 Lm	65x410x210	4,50	3	\$150,00
GM-30 12/24V DC +/-	30W	120°	3000K-4000K-6500K	3300 Lm	65x190x120	2,00	6	\$100,00
GM-50 12/24V DC +/-	50W	120°	3000K-4000K-6500K	5500 Lm	65x190x120	2,00	6	\$110,00
GM-100 12/24V DC +/-	100W	120°	3000K-4000K-6500K	11000 Lm	65x250x180	3,00	6	\$150,00

IP66 IK 09 CE CRI 80 lm/w 110 40000 PF 0,95 2 years Warranty -40°C Min +45°C Max



GM COLOR Series

Direct AC
On Board Driver

Model No	Power @230VAC	Angle	Color	Luminous Flux (LED)	Dimensions (WxLxH) mm	Weight Kg.	Box Qty./Pcs.	Price USD
GM-30 Color	30W	120°	Amber Red Green Blue	2700 Lm	65x190x120	2,00	6	\$42,50
GM-50 Color	50W	120°	Amber Red Green Blue	4500 Lm	65x190x120	2,00	6	\$45,00
GM-70 Color	70W	120°	Amber Red Green Blue	6300 Lm	65x250x180	3,00	6	\$70,00
GM-100 Color	100W	120°	Amber Red Green Blue	9000 Lm	65x250x180	3,00	6	\$75,00

IP66 IK 09 CE CRI 80 lm/w 110 40000 PF 0,95 2 years Warranty -40°C Min +45°C Max





NEW

GT Series - Lens

Direct[®] AC
On Board Driver

Model No	Power @230VAC	Angle Optional	Color Kelvin	Luminous Flux (LED)	Dimensions (WxLxH) mm	Weight Kg.	Box Qty./Pcs.	Price USD
GT-1000-70 LNS	70W	30°-60°-90°	3000K-4000K-6500K	8400 Lm	165x250x180	4,00	3	\$95,00
GT-1000-100 LNS	100W	30°-60°-90°	3000K-4000K-6500K	12000 Lm	165x250x180	4,00	3	\$100,00



LEDiL[®] Optics Lens



NEW

GT Series - Lens

Direct[®] AC
On Board Driver

Model No	Power @230VAC	Angle Optional	Color Kelvin	Luminous Flux (LED)	Dimensions (WxLxH) mm	Weight Kg.	Box Qty./Pcs.	Price USD
GT-1500 LNS	150W	30°-60°-90°	3000K-4000K-6500K	18000 Lm	165x430x222	6,30	1	\$180,00
GT-2000 LNS	200W	30°-60°-90°	3000K-4000K-6500K	24000 Lm	165x430x222	6,30	1	\$190,00
GT-2500 LNS	250W	18°-90°	3000K-4000K-6500K	30000 Lm	165x430x222	6,30	1	\$200,00



LEDiL[®] Optics Lens



NEW

GT Series - Lens

Direct[®] AC
On Board Driver

Model No	Power @230VAC	Angle Optional	Color Kelvin	Luminous Flux (LED)	Dimensions (WxLxH) mm	Weight Kg.	Box Qty./Pcs.	Price USD
GT-3000 LNS	300W	30°-60°-90°	3000K-4000K-6500K	36000 Lm	172x440x492	14,50	1	\$350,00
GT-4000 LNS	400W	30°-60°-90°	3000K-4000K-6500K	48000 Lm	172x440x492	14,50	1	\$360,00
GT-5000 LNS	500W	18°-90°	3000K-4000K-6500K	60000 Lm	172x440x492	14,50	1	\$390,00



LEDiL[®] Optics Lens



NEW

GT Series - Lens

Direct[®] AC
On Board Driver

Model No	Power @230VAC	Angle Optional	Color Kelvin	Luminous Flux (LED)	Dimensions (WxLxH) mm	Weight Kg.	Box Qty./Pcs.	Price USD
GT-6000 LNS	600W	30°-60°-90°	3000K-4000K-6500K	72000 Lm	172x440x715	21,75	1	\$500,00
GT-7000 LNS	700W	18°-90°	3000K-4000K-6500K	84000 Lm	172x440x715	21,75	1	\$550,00



LEDiL[®] Optics Lens



NEW

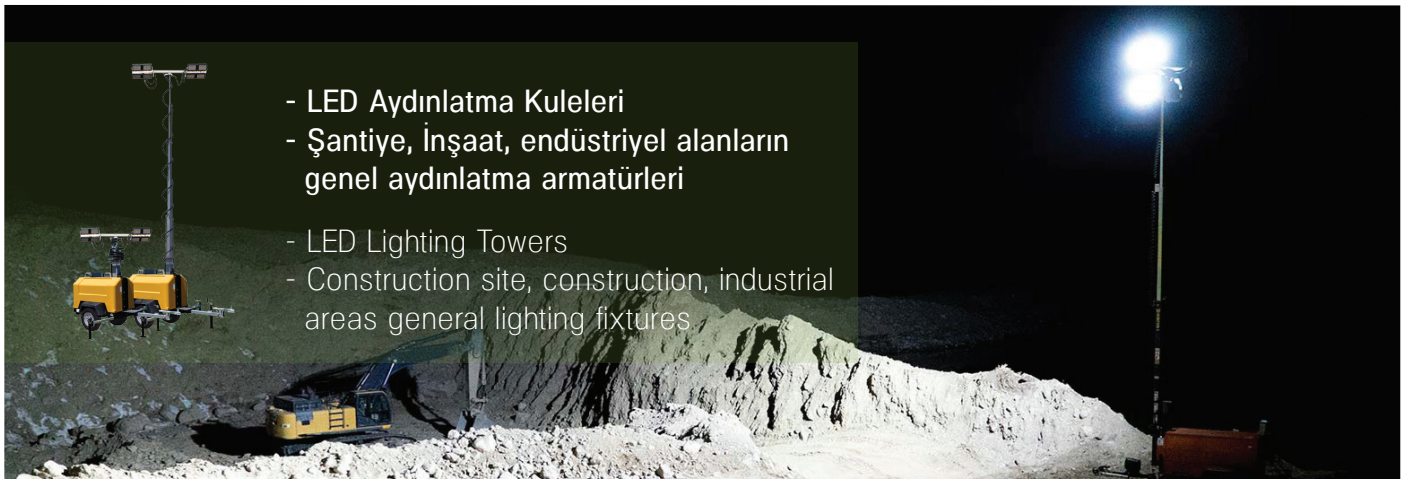
GT Series - Lens

Direct[®] AC
On Board Driver

Model No	Power @230VAC	Angle Optional	Color Kelvin	Luminous Flux (LED)	Dimensions (WxLxH) mm	Weight Kg.	Box Qty./Pcs.	Price USD
GT-8000 LNS	800W	30°-60°-90°	3000K-4000K-6500K	96000 Lm	172x440x945	30,00	1	\$650,00
GT-10000 LNS	1000W	18°-90°	3000K-4000K-6500K	120000 Lm	172x440x945	30,00	1	\$700,00



LEDiL[®] Optics Lens



- LED Aydınlatma Kuleleri
- Şantiye, İnşaat, endüstriyel alanların genel aydınlatma armatürleri
- LED Lighting Towers
- Construction site, construction, industrial areas general lighting fixtures

ENDUSTRIYEL - INDUSTRIAL

Mid Power LEDs

NEW

GT - MID Series - Lens & Driver




Model No	Power @230VAC	Angle Optional	Color Kelvin	Luminous Flux (LED)	Dimensions (WxLxH) mm	Weight Kg.	Box Qty./Pcs.	Price USD
GT-MID 1000-70 LNS DRV	70W	30°-60°-90°	3000K-4000K-6500K	9450 Lm	165x250x180	4,50	3	\$150,00
GT-MID 1000-100 LNS DRV	100W	30°-60°-90°	3000K-4000K-6500K	13500 Lm	165x250x180	4,50	3	\$160,00

IP66 IK 09 CE CRI 80 lm/w 135 60000 PF 0,99 2 years Warranty -40°C Min +45°C Max **LEDiL** Optics Lens

NEW

GT - MID Series - Lens & Driver



Model No	Power @230VAC	Angle Optional	Color Kelvin	Luminous Flux (LED)	Dimensions (WxLxH) mm	Weight Kg.	Box Qty./Pcs.	Price USD
GT-MID 1500 LNS DRV	150W	30°-60°-90°	3000K-4000K-6500K	20250 Lm	165x430x222	6,80	1	\$240,00
GT-MID 2000 LNS DRV	200W	30°-60°-90°	3000K-4000K-6500K	27000 Lm	165x430x222	6,80	1	\$270,00
GT-MID 2500 LNS DRV	250W	18°-90°	3000K-4000K-6500K	33750 Lm	165x430x222	6,80	1	\$300,00

IP66 IK 09 CE CRI 80 lm/w 135 60000 PF 0,99 2 years Warranty -40°C Min +45°C Max **LEDiL** Optics Lens

NEW

GT - MID Series - Lens & Driver



Model No	Power @230VAC	Angle Optional	Color Kelvin	Luminous Flux (LED)	Dimensions (WxLxH) mm	Weight Kg.	Box Qty./Pcs.	Price USD
GT-MID 3000 LNS DRV	300W	30°-60°-90°	3000K-4000K-6500K	40500 Lm	172x440x492	15,50	1	\$470,00
GT-MID 4000 LNS DRV	400W	30°-60°-90°	3000K-4000K-6500K	54000 Lm	172x440x492	15,50	1	\$530,00
GT-MID 5000 LNS DRV	500W	18°-90°	3000K-4000K-6500K	67500 Lm	172x440x492	15,50	1	\$590,00

IP66 IK 09 CE CRI 80 lm/w 135 60000 PF 0,99 2 years Warranty -40°C Min +45°C Max **LEDiL** Optics Lens

NEW

GT - MID Series - Lens & Driver



Model No	Power @230VAC	Angle Optional	Color Kelvin	Luminous Flux (LED)	Dimensions (WxLxH) mm	Weight Kg.	Box Qty./Pcs.	Price USD
GT-MID 6000 LNS DRV	600W	30°-60°-90°	3000K-4000K-6500K	81000 Lm	172x440x715	23,25	1	\$840,00
GT-MID 7500 LNS DRV	750W	18°-90°	3000K-4000K-6500K	101250 Lm	172x440x715	23,35	1	\$950,00

IP66 IK 09 CE CRI 80 lm/w 135 60000 PF 0,99 2 years Warranty -40°C Min +45°C Max **LEDiL** Optics Lens

NEW

GT - MID Series - Lens & Driver



Model No	Power @230VAC	Angle Optional	Color Kelvin	Luminous Flux (LED)	Dimensions (WxLxH) mm	Weight Kg.	Box Qty./Pcs.	Price USD
GT-MID 8000 LNS DRV	800W	30°-60°-90°	3000K-4000K-6500K	108000 Lm	172x440x945	32,00	1	\$1.050,00
GT-MID 10000 LNS DRV	1000W	18°-90°	3000K-4000K-6500K	135000 Lm	172x440x945	32,00	1	\$1.150,00

IP66 IK 09 CE CRI 80 lm/w 135 60000 PF 0,99 2 years Warranty -40°C Min +45°C Max **LEDiL** Optics Lens



ENDUSTRIYEL - INDUSTRIAL

ENDUSTRIYEL - INDUSTRIAL

High Power LEDs

NEW

GT - High Series - Lens & Driver



Model No	Power @230VAC	Angle Optional	Color Kelvin	Luminous Flux (LED)	Dimensions (WxLxH) mm	Weight Kg.	Box Qty./Pcs.	Price USD
GT-1500 LNS DRV	150W	30°-60°-90°	3000K-4000K-6500K	22500 Lm	19500 Lm	6,80	1	\$270,00
GT-2000 LNS DRV	200W	30°-60°-90°	3000K-4000K-6500K	30000 Lm	26000 Lm	6,80	1	\$300,00
GT-2500 LNS DRV	250W	18°-90°	3000K-4000K-6500K	37500 Lm	32500 Lm	6,80	1	\$330,00



LEDiL Optics Lens

NEW

GT - High Series - Lens & Driver



Model No	Power @230VAC	Angle Optional	Color Kelvin	Luminous Flux (LED)	Dimensions (WxLxH) mm	Weight Kg.	Box Qty./Pcs.	Price USD
GT-3000 LNS DRV	300W	30°-60°-90°	3000K-4000K-6500K	45000 Lm	172x440x492	15,50	1	\$530,00
GT-4000 LNS DRV	400W	30°-60°-90°	3000K-4000K-6500K	60000 Lm	172x440x492	15,50	1	\$590,00
GT-5000 LNS DRV	500W	18°-90°	3000K-4000K-6500K	75000 Lm	172x440x492	15,50	1	\$650,00



LEDiL Optics Lens

NEW

GT - High Series - Lens & Driver



Model No	Power @230VAC	Angle Optional	Color Kelvin	Luminous Flux (LED)	Dimensions (WxLxH) mm	Weight Kg.	Box Qty./Pcs.	Price USD
GT-6000 LNS DRV	600W	30°-60°-90°	3000K-4000K-6500K	90000 Lm	172x440x715	23,25	1	\$825,00
GT-7500 LNS DRV	750W	18°-90°	3000K-4000K-6500K	112500 Lm	172x440x715	23,35	1	\$900,00



LEDiL Optics Lens

NEW

GT - High Series - Lens & Driver



Model No	Power @230VAC	Angle Optional	Color Kelvin	Luminous Flux (LED)	Dimensions (WxLxH) mm	Weight Kg.	Box Qty./Pcs.	Price USD
GT-8000 LNS DRV	800W	30°-60°-90°	3000K-4000K-6500K	120000 Lm	172x440x945	32,00	1	\$1100,00
GT-10000 LNS DRV	1000W	18°-90°	3000K-4000K-6500K	150000 Lm	172x440x945	32,00	1	\$1250,00



LEDiL Optics Lens

PHILIPS

MOSO

MW
MEAN WELL



Optional Driver / Opsiyonel Sürücü


YERLİ ÜRETİM

Sürücü Özellikleri - Driver Features

Evrensel giriş voltajı / Tam aralık: 90-305Vac; - Universal input voltage / Full range: 90-305Vac

3'ü 1 arada kısılabılır: 0-10Vdc, PWM, Zamanlayıcı karartma. -kapatmak; - 3-in-1 dimmable: 0-10Vdc, PWM, Timer dimming. Dim-off;

Aşın gerilim koruması: 5KV hat hattı, 10KV hat toprak; - Surge protection: 5KV line-line, 10KV line-earth;






DELTA-1000 Lens

Direct[®]AC
On Board Driver

Model No	Power @230VAC	Angle Optional	Color Kelvin	Luminous Flux (LED)	Dimensions (WxLxH) mm	Weight Kg.	Box Qty./Pcs.	Price USD
DELTA-1000-70 LNS	70W	30°-60°-90°	3000K-4000K-6500K	8400 Lm	150x400x260	5,00	3	\$115,00
DELTA-1000-100 LNS	100W	30°-60°-90°	3000K-4000K-6500K	12000 Lm	150x400x260	5,00	3	\$120,00

IP66 IK 09 \perp CE CRI 80 lm/w 120 50000 PF 0,95 2 years Warranty -40°C Min +45°C Max

LEDiL[®] Optics Lens




DELTA-2000 Lens

Direct[®]AC
On Board Driver

Model No	Power @230VAC	Angle Optional	Color Kelvin	Luminous Flux (LED)	Dimensions (WxLxH) mm	Weight Kg.	Box Qty./Pcs.	Price USD
DELTA-2000 YLNS	200W	30°-60°-90°	3000K-4000K-6500K	24000 Lm	150x655x260	7,75	1	\$210,00
DELTA-2000 DLNS	200W	30°-60°-90°	3000K-4000K-6500K	24000 Lm	150x400x465	8,75	1	\$210,00

IP66 IK 09 \perp CE CRI 80 lm/w 120 50000 PF 0,95 2 years Warranty -40°C Min +45°C Max

LEDiL[®] Optics Lens



DELTA-3000 Lens

Direct[®]AC
On Board Driver

Model No	Power @230VAC	Angle Optional	Color Kelvin	Luminous Flux (LED)	Dimensions (WxLxH) mm	Weight Kg.	Box Qty./Pcs.	Price USD
DELTA-3000 YLNS	300W	30°-60°-90°	3000K-4000K-6500K	36000 Lm	150x900x260	11,25	1	\$285,00
DELTA-3000 DLNS	300W	30°-60°-90°	3000K-4000K-6500K	36000 Lm	150x400x600	12,25	1	\$285,00

IP66 IK 09 \perp CE CRI 80 lm/w 120 50000 PF 0,95 2 years Warranty -40°C Min +45°C Max

LEDiL[®] Optics Lens



DELTA-4000 Lens

Direct[®]AC
On Board Driver

Model No	Power @230VAC	Angle Optional	Color Kelvin	Luminous Flux (LED)	Dimensions (WxLxH) mm	Weight Kg.	Box Qty./Pcs.	Price USD
DELTA-4000 LNS	400W	30°-60°-90°	3000K-4000K-6500K	48000 Lm	150x750x465	15,50	1	\$385,00

IP66 IK 09 \perp CE CRI 80 lm/w 120 50000 PF 0,95 2 years Warranty -40°C Min +45°C Max

LEDiL[®] Optics Lens



DELTA-6000 Lens

Direct[®]AC
On Board Driver

Model No	Power @230VAC	Angle Optional	Color Kelvin	Luminous Flux (LED)	Dimensions (WxLxH) mm	Weight Kg.	Box Qty./Pcs.	Price USD
DELTA-6000 LNS	600W	30°-60°-90°	3000K-4000K-6500K	72000 Lm	150x960x465	25,00	1	\$550,00

IP66 IK 09 \perp CE CRI 80 lm/w 120 50000 PF 0,95 2 years Warranty -40°C Min +45°C Max

LEDiL[®] Optics Lens




DELTA-8000 Lens

Direct[®]AC
On Board Driver

Model No	Power @230VAC	Angle Optional	Color Kelvin	Luminous Flux (LED)	Dimensions (WxLxH) mm	Weight Kg.	Box Qty./Pcs.	Price USD
DELTA-8000 LNS	800W	30°-60°-90°	3000K-4000K-6500K	96000 Lm	150x960x465	28,50	1	\$725,00

IP66 IK 09 \perp CE CRI 80 lm/w 120 50000 PF 0,95 2 years Warranty -40°C Min +45°C Max

LEDiL[®] Optics Lens



DELTA-9000 Lens

Direct[®]AC
On Board Driver

Model No	Power @230VAC	Angle Optional	Color Kelvin	Luminous Flux (LED)	Dimensions (WxLxH) mm	Weight Kg.	Box Qty./Pcs.	Price USD
DELTA-9000 LNS	1000W	30°-60°-90°	3000K-4000K-6500K	120000 Lm	150x900x600	30,00	1	\$775,00

IP66 IK 09 \perp CE CRI 80 lm/w 120 50000 PF 0,95 2 years Warranty -40°C Min +45°C Max

LEDiL[®] Optics Lens



DELTA-1000 Lens & Driver

Model No	Power @230VAC	Angle	Color Kelvin	Luminous Flux (LED)	Dimensions (WxLxH) mm	Weight Kg.	Box Qty./Pcs.	Price USD
DELTA-1000-70 LNSDRV	70W	30°-60°-90°	3000K-4000K-6500K	9100 Lm	150x400x260	5,50	3	\$175,00
DELTA-1000-100 LNSDRV	100W	30°-60°-90°	3000K-4000K-6500K	13000 Lm	150x400x260	5,50	3	\$185,00

IP66 IK 09 CE CRI 80 lm/w 130 60000 PF 0,99 2 years Warranty -40°C Min +45°C Max LEDiL Optics Lens



DELTA-1500 Lens & Driver

Model No	Power @230 VAC	Angle	Color Kelvin	Luminous Flux (LED)	Dimensions (WxLxH) mm	Weight Kg.	Box Qty./Pcs.	Price USD
DELTA-1500 YLNSDRV	150W	30°-60°-90°	3000K-4000K-6500K	19500 Lm	150x655x260	8,25	1	\$275,00
DELTA-1500 DLNSDRV	150W	30°-60°-90°	3000K-4000K-6500K	19500 Lm	150x400x465	9,25	1	\$275,00

IP66 IK 09 CE CRI 80 lm/w 130 60000 PF 0,99 2 years Warranty -40°C Min +45°C Max LEDiL Optics Lens



DELTA-2000 Lens & Driver

Model No	Power @230VAC	Angle	Color Kelvin	Luminous Flux (LED)	Dimensions (WxLxH) mm	Weight Kg.	Box Qty./Pcs.	Price USD
DELTA-2000Y LNSDRV	200W	30°-60°-90°	3000K-4000K-6500K	26000 Lm	150x655x260	8,25	1	\$300,00
DELTA-2000 DLNSDRV	200W	30°-60°-90°	3000K-4000K-6500K	26000 Lm	150x400x465	9,25	1	\$300,00

IP66 IK 09 CE CRI 80 lm/w 130 60000 PF 0,99 2 years Warranty -40°C Min +45°C Max LEDiL Optics Lens



DELTA-3000 Lens & Driver

Model No	Power @230VAC	Angle	Color Kelvin	Luminous Flux (LED)	Dimensions (WxLxH) mm	Weight Kg.	Box Qty./Pcs.	Price USD
DELTA-3000 YLNSDRV	300W	30°-60°-90°	3000K-4000K-6500K	39000 Lm	150x900x260	12,25	1	\$450,00
DELTA-3000 DLNSDRV	300W	30°-60°-90°	3000K-4000K-6500K	39000 Lm	150x400x600	13,25	1	\$450,00

IP66 IK 09 CE CRI 80 lm/w 130 60000 PF 0,99 2 years Warranty -40°C Min +45°C Max LEDiL Optics Lens



DELTA-4000 Lens & Driver

Model No	Power @230VAC	Angle	Color Kelvin	Luminous Flux (LED)	Dimensions (WxLxH) mm	Weight Kg.	Box Qty./Pcs.	Price USD
DELTA-4000 LNSDRV	400W	30°-60°-90°	3000K-4000K-6500K	52000 Lm	150x750x465	17,00	1	\$590,00

IP66 IK 09 CE CRI 80 lm/w 130 60000 PF 0,99 2 years Warranty -40°C Min +45°C Max LEDiL Optics Lens



DELTA-6000 Lens & Driver

Model No	Power @230VAC	Angle	Color Kelvin	Luminous Flux (LED)	Dimensions (WxLxH) mm	Weight Kg.	Box Qty./Pcs.	Price USD
DELTA-6000 LNSDRV	600W	30°-60°-90°	3000K-4000K-6500K	78000 Lm	150x960x465	28,00	1	\$875,00


IP66 IK 09 CE CRI 80 lm/w 130 60000 PF 0,99 2 years Warranty -40°C Min +45°C Max LEDiL Optics Lens



DELTA-8000 Lens & Driver

Model No	Power @230VAC	Angle	Color Kelvin	Luminous Flux (LED)	Dimensions (WxLxH) mm	Weight Kg.	Box Qty./Pcs.	Price USD
DELTA-8000 LNSDRV	800W	30°-60°-90°	3000K-4000K-6500K	104000 Lm	150x960x465	30,50	1	\$1150,00

IP66 IK 09 CE CRI 80 lm/w 130 60000 PF 0,99 2 years Warranty -40°C Min +45°C Max LEDiL Optics Lens



DELTA-9000 Lens & Driver

Model No	Power @230VAC	Angle	Color Kelvin	Luminous Flux (LED)	Dimensions (WxLxH) mm	Weight Kg.	Box Qty./Pcs.	Price USD
DELTA-9000-1000 LNSDRV	1000W	30°-60°-90°	3000K-4000K-6500K	130000 Lm	150x900x600	33,00	1	\$1250,00

IP66 IK 09 CE CRI 80 lm/w 130 60000 PF 0,99 2 years Warranty -40°C Min +45°C Max LEDiL Optics Lens

PHILIPS

MOSO®

MW MEAN WELL

30

Optional Driver / Opsiyonel Sürücü

Sürücü Özellikleri - Driver Features

Evrensel giriş voltajı / Tam aralık: 90-305Vac; - Universal input voltage / Full range: 90-305Vac

3'ü 1 arada kısılabılır: 0-10Vdc, PWM, Zamanlayıcı karartma. -kapatmak; - 3-in-1 dimmable: 0-10Vdc, PWM, Timer dimming. Dim-off;

Aşırı gerilim koruması: 5KV hat hattı, 10KV hat toprak; - Surge protection: 5KV line-line, 10KV line-earth;



GAMMA Series - Lens

Direct[®] AC
On Board Driver

Model No	Power @220VAC	Angle	Color Kelvin	Luminous Flux (LED)	Dimensions (WxLxH) mm	Weight Kg.	Box Qty./Pcs.	Price USD
GAMMA-1500 LNS	150W	30°-60°-90°	3000K-4000K-6500K	18000 Lm	150x550x270	7,00	1	\$215,00
GAMMA-2000 LNS	200W	30°-60°-90°	3000K-4000K-6500K	24000 Lm	150x550x270	7,00	1	\$225,00
GAMMA-2500 LNS	250W	18°-90°	3000K-4000K-6500K	30000 Lm	150x550x270	7,00	1	\$250,00

IP66 IK 09 \perp CE CRI 80 lm/w 120 60000 PF 0,95 2 years Warranty -40°C Min +45°C Max

LEDiL[®] Optics Lens



GAMMA Series - Lens

Direct[®] AC
On Board Driver

Model No	Power @220VAC	Angle	Color Kelvin	Luminous Flux (LED)	Dimensions (WxLxH) mm	Weight Kg.	Box Qty./Pcs.	Price USD
GAMMA-3000 LNS	300W	30°-60°-90°	3000K-4000K-6500K	36000 Lm	150x550x550	15,00	1	\$400,00
GAMMA-4000 LNS	400W	30°-60°-90°	3000K-4000K-6500K	48000 Lm	150x550x550	15,00	1	\$425,00
GAMMA-5000 LNS	500W	18°-90°	3000K-4000K-6500K	60000 Lm	150x550x550	15,00	1	\$450,00

IP66 IK 09 \perp CE CRI 80 lm/w 120 60000 PF 0,95 2 years Warranty -40°C Min +45°C Max

LEDiL[®] Optics Lens



GAMMA Series - Lens

Direct[®] AC
On Board Driver

Model No	Power @220VAC	Angle	Color Kelvin	Luminous Flux (LED)	Dimensions (WxLxH) mm	Weight Kg.	Box Qty./Pcs.	Price USD
GAMMA-6000 LNS	600W	30°-60°-90°	3000K-4000K-6500K	72000 Lm	150x550x900	22,50	1	\$600,00
GAMMA-7000 LNS	700W	18°-90°	3000K-4000K-6500K	84000 Lm	150x550x900	22,50	1	\$650,00

IP66 IK 09 \perp CE CRI 80 lm/w 120 60000 PF 0,95 2 years Warranty -40°C Min +45°C Max

LEDiL[®] Optics Lens



DIŞ MEKAN - OUTDOOR



GAMMA Series - Lens

Direct[®] AC
On Board Driver

Model No	Power @220VAC	Angle	Color Kelvin	Luminous Flux (LED)	Dimensions (WxLxH) mm	Weight Kg.	Box Qty./Pcs.	Price USD
GAMMA-8000 LNS	800W	30°-60°-90°	3000K-4000K-6500K	96000 Lm	150x1000x550	28,00	1	\$750,00
GAMMA-10000 LNS	1000W	18°-90°	3000K-4000K-6500K	120000 Lm	150x1000x550	28,00	1	\$800,00



LEDiL[®] Optics Lens



GAMMA Series - Lens

Direct[®] AC
On Board Driver

Model No	Power @220VAC	Angle	Color Kelvin	Luminous Flux (LED)	Dimensions (WxLxH) mm	Weight Kg.	Box Qty./Pcs.	Price USD
GAMMA-12000 LNS	1200W	30°-60°-90°	3000K-4000K-6500K	144000 Lm	150x1000x900	35,00	1	\$1050,00
GAMMA-14000 LNS	1400W	18°-90°	3000K-4000K-6500K	168000 Lm	150x1000x900	35,00	1	\$1150,00



LEDiL[®] Optics Lens



GAMMA Series - Lens

Direct[®] AC
On Board Driver

Model No	Power @220VAC	Angle	Color Kelvin	Luminous Flux (LED)	Dimensions (WxLxH) mm	Weight Kg.	Box Qty./Pcs.	Price USD
GAMMA-16000 LNS	1600W	30°-60°-90°	3000K-4000K-6500K	192000 Lm	150x1000x1100	55,00	1	\$1400,00
GAMMA-20000 LNS	2000W	18°-90°	3000K-4000K-6500K	240000 Lm	150x1000x1100	55,00	1	\$1500,00



LEDiL[®] Optics Lens



High Power LEDs



GAMMA - High Series Lens & Driver

Model No	Power @220VAC	Angle	Color Kelvin	Luminous Flux (LED)	Dimensions (WxLxH) mm	Weight Kg.	Box Qty./Pcs.	Price USD
GAMMA-1500 LNSDRV	150W	10°-20°-50°	3000K-4000K-6500K	22500 Lm	150x550x270	8,00	1	\$310,00
GAMMA-2000 LNSDRV	200W	10°-20°-50°	3000K-4000K-6500K	30000 Lm	150x550x270	8,00	1	\$340,00
GAMMA-2500 LNSDRV	250W	10°-20°-50°	3000K-4000K-6500K	37500 Lm	150x550x270	8,00	1	\$380,00



LEDiL® Optics Lens



GAMMA - High Series Lens & Driver

Model No	Power @220VAC	Angle	Color Kelvin	Luminous Flux (LED)	Dimensions (WxLxH) mm	Weight Kg.	Box Qty./Pcs.	Price USD
GAMMA-3000 LNSDRV	300W	10°-20°-50°	3000K-4000K-6500K	45000 Lm	150x550x550	16,00	1	\$590,00
GAMMA-4000 LNSDRV	400W	10°-20°-50°	3000K-4000K-6500K	60000 Lm	150x550x550	16,00	1	\$665,00
GAMMA-5000 LNSDRV	500W	10°-20°-50°	3000K-4000K-6500K	75000 Lm	150x550x550	16,00	1	\$725,00



LEDiL® Optics Lens



GAMMA - High Series Lens & Driver

Model No	Power @220VAC	Angle	Color Kelvin	Luminous Flux (LED)	Dimensions (WxLxH) mm	Weight Kg.	Box Qty./Pcs.	Price USD
GAMMA-6000 LNSDRV	600W	10°-20°-50°	3000K-4000K-6500K	90000 Lm	150x550x900	24,00	1	\$950,00
GAMMA-7000 LNSDRV	700W	10°-20°-50°	3000K-4000K-6500K	105000 Lm	150x550x900	24,00	1	\$1050,00



LEDiL® Optics Lens



GAMMA - High Series Lens & Driver

Model No	Power @220VAC	Angle	Color Kelvin	Luminous Flux (LED)	Dimensions (WxLxH) mm	Weight Kg.	Box Qty./Pcs.	Price USD
GAMMA-8000 LNSDRV	800W	10°-20°-50°	3000K-4000K-6500K	120000 Lm	150x1000x550	30,00	1	\$1.315,00
GAMMA-10000 LNSDRV	1000W	10°-20°-50°	3000K-4000K-6500K	150000 Lm	150x1000x550	30,00	1	\$1.380,00



LEDiL® Optics Lens



GAMMA - High Series Lens & Driver

Model No	Power @220VAC	Angle	Color Kelvin	Luminous Flux (LED)	Dimensions (WxLxH) mm	Weight Kg.	Box Qty./Pcs.	Price USD
GAMMA-12000 LNSDRV	1200W	10°-20°-50°	3000K-4000K-6500K	180000 Lm	150x1000x900	38,00	1	\$1.800,00
GAMMA-14000 LNSDRV	1400W	10°-20°-50°	3000K-4000K-6500K	210000 Lm	150x1000x900	38,00	1	\$2.000,00



LEDiL® Optics Lens



GAMMA - High Series Lens & Driver

Model No	Power @220VAC	Angle	Color Kelvin	Luminous Flux (LED)	Dimensions (WxLxH) mm	Weight Kg.	Box Qty./Pcs.	Price USD
GAMMA-16000 LNSDRV	1600W	10°-20°-50°	3000K-4000K-6500K	240000 Lm	150x1000x1100	59,00	1	\$2.500,00
GAMMA-20000 LNSDRV	2000W	10°-20°-50°	3000K-4000K-6500K	300000 Lm	150x1000x1100	59,00	1	\$2.700,00



LEDiL® Optics Lens

PHILIPS

MOSO®

MW MEAN WELL



Optional Driver / Opsiyonel Sürücü

YERLİ ÜRETİM

Sürücü Özellikleri - Driver Features

Evrensel giriş voltajı / Tam aralık: 90-305Vac; - Universal input voltage / Full range: 90-305Vac

3'ü 1 arada kullanılabilir: 0-10Vdc, PWM, Zamanlayıcı karartma. -kapatmak; - 3-in-1 dimmable: 0-10Vdc, PWM, Timer dimming. Dim-off;

Aşırı gerilim koruması: 5KV hat hattı, 10KV hat toprak; - Surge protection: 5KV line-line, 10KV line-earth;



SPORT - 2X2 LENS



LEDiL®



MS-260S

Direct[®] AC
On Board Driver

Model No	Power @230VAC	Angle	Color Kelvin	Luminous Flux (LED)	Dimensions (WxLxH) mm	Weight Kg.	Box Qty./Pcs.	Price USD
MS-260S Sensörlü	15W	180°	3000K-4000K-6500K	1200 Lm	Ø240xH70	0,80	12	\$16,25



MS-260

Direct[®] AC
On Board Driver

Model No	Power @230VAC	Angle	Color Kelvin	Luminous Flux (LED)	Dimensions (WxLxH) mm	Weight Kg.	Box Qty./Pcs.	Price USD
MS-260	15W	180°	3000K-4000K-6500K	1200 Lm	Ø240xH70	0,60	12	\$11,25



SR-240

Direct[®] AC
On Board Driver

Model No	Power @230VAC	Angle	Color Kelvin	Luminous Flux (LED)	Dimensions (WxLxH) mm	Weight Kg.	Box Qty./Pcs.	Price USD
SR-240	15W	180°	3000K-4000K-6500K	1200 Lm	240x240	0,60	12	\$12,00



DS-240

Direct[®] AC
On Board Driver

Model No	Power @230VAC	Angle	Color Kelvin	Luminous Flux (LED)	Dimensions (WxLxH) mm	Weight Kg.	Box Qty./Pcs.	Price USD
DS-240	15W	180°	3000K-4000K-6500K	1200 Lm	Ø240xH70	0,50	12	\$12,00



Açıklamalar:

- Yeni liste yayınlandığında iş bu listenin geçerliliği yoktur.
- Ürünlerimizin tamamı teknik ve malzeme yapısı sebebi ile oluşabilecek arızalara karşı 2 yıl süresince firmamızın garantisi altındadır.
- Fiyatlara KDV dahil değildir.
- LEDRAM tasarımları değiştirme hakkını saklı tutar.
- Tüm ürünlerin teknik yapısı ve tasarımları patentlidir.
- Tüm ürünlerde orijinal Nichia, Cree, Samsung, Lumileds LED markalar kullanılmaktadır.
- Opsiyonel ürünler için firmamız ile iletişime geçilmelidir.
- Teslimatlar stok durumuna ve üretim planlamasına göre değişiklik gösterebilir.
- Ürün kataloğundaki kod, özellikler, fiyat vs gibi herhangi bir hatadan satıcı firma sorumlu değildir.
- Hata ve Unutma müstesnadır.
- Kurulum sırasında topraklama kablosunu bağıladığınızdan emin olun.

Explanation:

- This list is not valid when the new list is published.
- All our products are warranty for 2 years against technical and material defects.
- VAT is not included in the prices. (for TÜRKİYE)
- LEDRAM reserves the right to change designs.
- The technical structure and designs of all products are patented.
- Original Nichia, Cree, Samsung, Lumileds LED on all products brands are used.
- For Optional products should be contacted with our company.
- Deliveries may vary depending on stock status and production planning.
- The seller is not responsible for any errors in the product catalog such as code, specifications, price etc.
- E&OE / Errors and Omissions Excepted.
- Be sure to connect the ground wire during installation.

İKON AÇIKLAMALARI

ICON EXPLANATIONS

IP 20	12.5 mm'den büyük katı cisimlere karşı korumalı - <i>Protected against solid objects greater than 12.5 mm</i>
IP 65	Toz geçirmez, her yönden püskürtülen su jetine karşı korumalı - <i>Dustproof, protected against water jets sprayed from all directions</i>
IP 66	Toz geçirmez, her yönden püskürtülen şiddetli su jetine karşı korumalı - <i>Dustproof, protected against powerful jets of water sprayed from all directions</i>
IK06	500 g ağırlığında bir cismin 20 cm yüksekliğinden düşmeye karşı korumalı - <i>Protected against falling from a height of 20 cm of an object weighing 500 g</i>
IK08	1,7 kg ağırlığında bir cismin 29,5 cm yüksekliğinden düşmeye karşı korumalı - <i>Protected against falling from a height of 29.5 cm of an object weighing 1.7 kg</i>
IK09	5 kg ağırlığında bir cismin 20 cm yüksekliğinden düşmeye karşı korumalı - <i>Protected against falling from a height of 20 cm of an object weighing 5 kg</i>
CRI 70	Renksel Geriverim İndeksi %70 - <i>Color Rendering Index 70%</i>
CRI 80	Renksel Geriverim İndeksi %80 - <i>Color Rendering Index 80%</i>
CE	CE işareti; European Conformity' kelimelerinin baş harfleri kullanılarak meydana getirilmiş olan bir kısaltmadır. Satılacak olan ürünlerin öncelikli olarak sağlık, güvenlik ve çevre alanında bulunan standartlara uygunluğu ifade etmektedir. <i>It is an abbreviation created using the initials of the words 'European Conformity'. It means that the products to be sold primarily comply with the standards in the field of health, safety and environment.</i>
ENEC	Avrupa Elektrik Normları Belgelendirme kısaltmasıdır. Elektrik ve elektronik ürünlerde güvenlik Kuruluşları tarafından onaylı olduğunun işareti <i>It is the abbreviation of European Electrical Norms Certification. Approved by Safety Organizations in electrical and electronic products sign of being</i>
lm/W	Bir ışık kaynağı, bir watt güç harcayarak kaç lümen ışık çıktısı sunuyorsa bu ışık verimidir. ... Işık akısının güce oranı, watt başına lümen cinsinden ifade edilir ve lm/W şeklinde sembolize edilir. <i>How many lumens of light output a light source can deliver by consuming one watt of power is the luminous efficiency. Ratio of luminous flux to power, per watt It is expressed in lumens and symbolized as lm/W.</i>
Lümen	Bir led ışık sağlamak için çevreye yaydığı toplam (insan gözüne göre) ışık miktarını yada ışık gücünü ölçmek için kullanılan Uluslararası birime lümen denir. Basit bir ifadeyle, Lümen (lm) ile gösterilir. <i>It is used to measure the total amount of light (according to the human eye) or light power emitted by an LED to provide light. The international unit is called the lumen. In simple terms, it is denoted by Lumen (lm).</i>
Kelvin	Renk sıcaklığı (CCT), ışık kaynağının yaydığı görünür ışığın sahip olduğu ışık rengini belirtir. CCT'nin açılımı Correlated Color Temperature'dır ve ilişkili Renk Sıcaklığı anlamına gelir.(K) Işık kaynağının rengini derecelendiren ve tanımlayan ifadedir. <i>Color temperature (CCT) refers to the light color of the visible light emitted by the light source. CCT stands for It is Correlated Color Temperature and stands for Correlated Color Temperature.(K) Grading the color of the light source and defining expression.</i>
⌚	Ürün ömür veya Kullanım süreci (Time Life) ifade sembolü - <i>Product life or Usage period (Time Life) expression symbol</i>
⏏	Topraklama gerekmez ifade sembolü - <i>No grounding required emoticon symbol</i>
⏏	Topraklama gerekir ifade sembolleri - <i>Grounding required expression symbols</i>
DC	Doğru Akım ifade sembolü - <i>Direct Current emoticon symbol</i>
XX°C -min	Minimum ortam sıcaklığı ifade sembolü - <i>Minimum ambient temperature expression symbol</i>
XX°C +max	Maksimum ortam sıcaklığı ifade sembolü - <i>Maximum ambient temperature expression symbol</i>
AC-D	Alternatif akım doğrudan sürücü - <i>Alternative current direct drive</i>
LNS	Optic Lens ifade sembolü - <i>Optical Lens emoticon symbol</i>
DRV	Harici Driver ifade sembolü - <i>External Driver emoticon symbol</i>
4h	4 saat Acil kit ifade sembolü - <i>4 hour emergency kit emoticon symbol</i>
LxWxH	Length width height Uzunluk (derinlik) genişlik Yükseklik - <i>Length width height Length (depth) width Height</i>
PF	Güç Faktörü (Power factor) Alternatif akım (AC) devrelerde, devre üzerinde kullanılan gerçek gücün, devreye verilen görünür güce oranına güç faktörü denir. Güç faktörü 0 ile 1 arasında değer alabilir. Bu değer 1'e yakın olması arzu edilen durumdur. <i>Power factor In alternating current (AC) circuits, the actual power used on the circuit is the apparent value given to the circuit. power ratio is called power factor. The power factor can take values between 0 and 1. It is desirable that this value be close to 1.</i>



Ledram Aydınlatma Elektrik Elektronik San. ve Tic. Ltd Şti.

LED RAM LIGHTING INDUSTRY CO. LTD.

Fatih Mah. Yakacik Yolu Cad. Ortadag Mevkii No:37/A
34885 Sancaktepe ISTANBUL / TURKIYE

Tel: +90 216 564 57 00 Fax: +90 216 561 28 19
info@ledram.com - ledram.com



GROUP OF COMPANIES
ALKANLAR A.Ş.
Since 1973